




by  WHALEN®

ITM. / 商品號: 139815

CSC54WD-10

# Writing Desk

## 書桌



Customer Service: 1-877-494-2536 (English, French and Spanish)  
Pacific Standard Time: 8:30 am - 4:30 pm, Monday to Friday  
(Phone number is not valid in Mexico, toll-free in U.S.A. and Canada only)

Or visit our website [www.baysidefurnishings.com](http://www.baysidefurnishings.com)

For customer service outside of North America,  
please e-mail your request to [parts@baysidefurnishings.com](mailto:parts@baysidefurnishings.com)




如果您對產品組裝有任何疑問或遺失了部件，  
請參閱我們的網站 [www.baysidefurnishings.com](http://www.baysidefurnishings.com)  
或把您的需求發電子郵件至 [parts@baysidefurnishings.com](mailto:parts@baysidefurnishings.com)

**IMPORTANT: RETAIN FOR FUTURE REFERENCE. READ CAREFULLY**

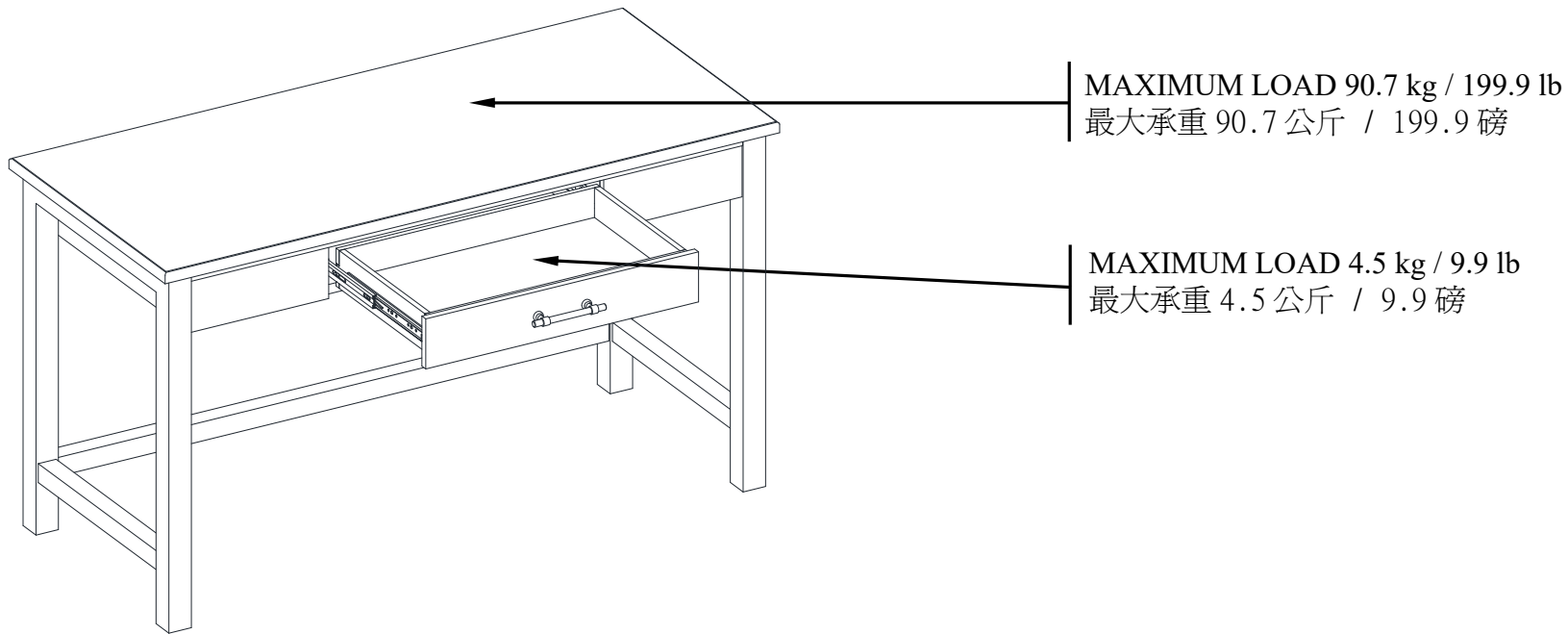
**仔細閱讀並保留本說明書以備參考**

## GENERAL INFORMATION / 基本說明

- Suitable for household (residential) use only.
- Do not fully tighten all bolts until you finish assembling all parts. Once assembled, go back and fully tighten all bolts.
- Strongly recommend at least two adults assemble this unit.
- When assembling the product, it should be turned upside down. When assembly is completed, the product can be turned upright.
- Assemble the unit on a carpeted floor or the empty carton to avoid any scratches.
- 該產品僅適合家庭（住宅）使用。
- 安裝過程中不要鎖緊螺栓。安裝完成後檢查並確保所有螺栓均擰緊。
- 建議至少由兩個成年人完成該產品的組裝。
- 組裝產品時，應將其倒置。組裝完成後，將產品豎立放置。
- 為避免刮傷，請在鋪有地毯的地板或空紙箱上安裝此產品。

 <b>WARNING / 警告</b>	
	<p><b>Children have died from furniture tipover. To reduce the risk of furniture tipover:</b></p> <ul style="list-style-type: none"><li>● ALWAYS install tipover restraint provided.</li><li>● NEVER put a TV on this product.</li><li>● NEVER allow children to stand, climb or hang on drawers, doors, or shelves.</li><li>● NEVER open more than one drawer at a time.</li><li>● Place heaviest items in the lowest drawers.</li></ul>
	<p><b>Use of tip-over restraints may only reduce, but not eliminate, the risk of tip-over.</b></p>
<p>傢俱傾倒曾造成孩童死亡。 為了減少傢俱傾翻的風險：</p> <ul style="list-style-type: none"><li>● 務必安裝所提供的防倒五金。</li><li>● 請勿將電視機安置於此產品上面。</li><li>● 不要讓孩童站立、攀爬或懸掛在抽屜、門或隔板之上。</li><li>● 不要一次打開多個抽屜。</li><li>● 將最重的物品放置在最底端的抽屜。</li></ul> <p>防倒五金的使用只能減少，但不能消除傾翻的風險。</p>	

## LOAD CAPACITIES / 承載重量



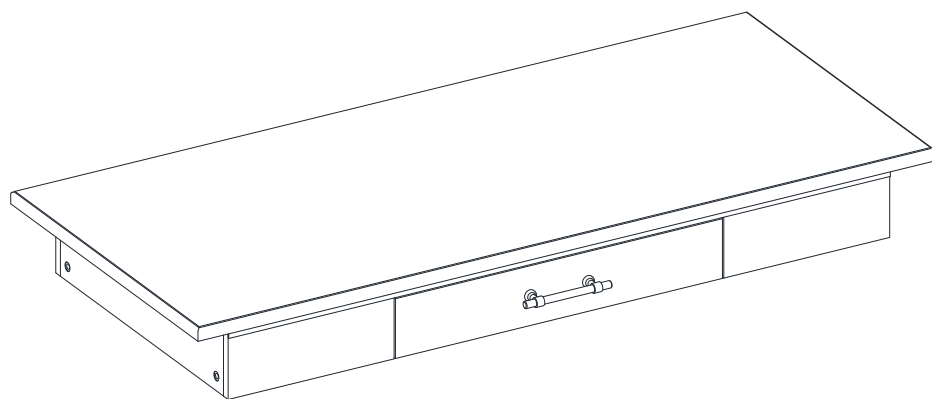
### WARNING / 警告

**THIS UNIT IS INTENDED ONLY FOR USE WITHIN THE MAXIMUM WEIGHTS INDICATED. USE WITH LOADS HEAVIER THAN THE MAXIMUM WEIGHTS INDICATED MAY RESULT IN INSTABILITY, CAUSING POSSIBLE INJURY.**


此傢俱只適用於所指定的最大承重範圍內的產品。放置超過所標示承重範圍的物品，將導致不穩定性並可能造成傷害。

## Parts and Hardware List / 部件及五金清單

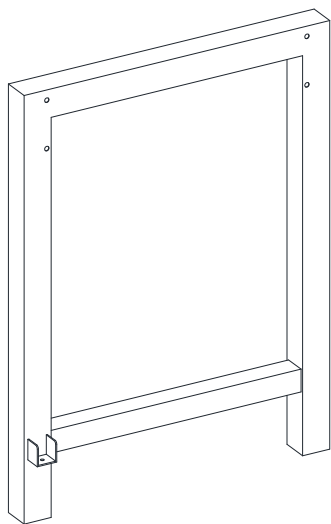
**A × 1**



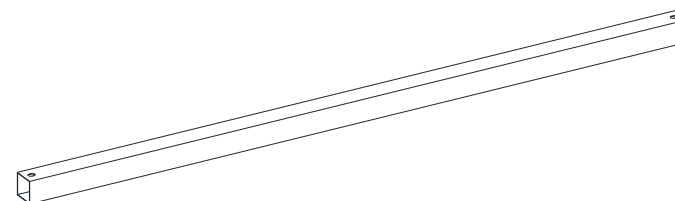
**B × 1**



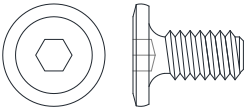
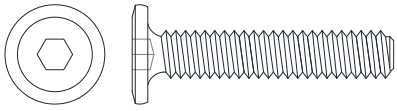

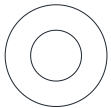
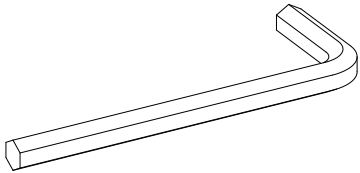
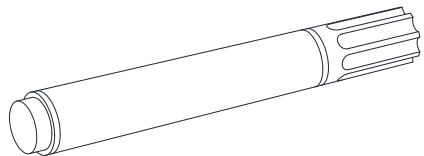
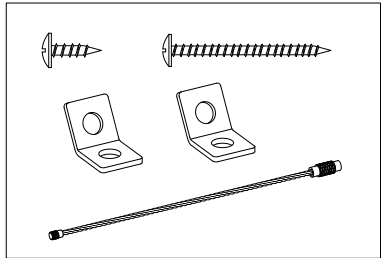
**C × 1**



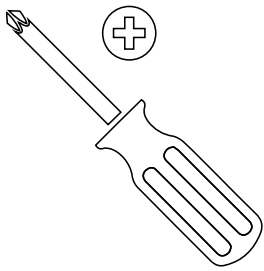
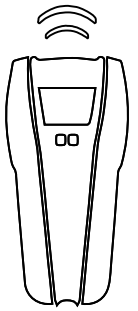
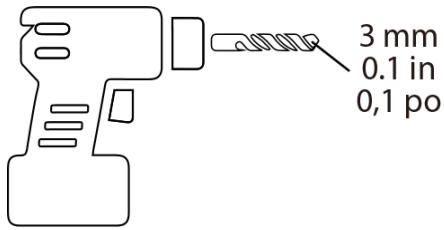
**D × 1**



## Parts and Hardware List / 部件及五金清單

AA × 2+1	BB × 8+1	CC × 10+1	DD × 10+1
			
EE × 1	FF × 1	GG × 1	
			

## Additional Tools Required (not included) / 所需工具 (未配備)

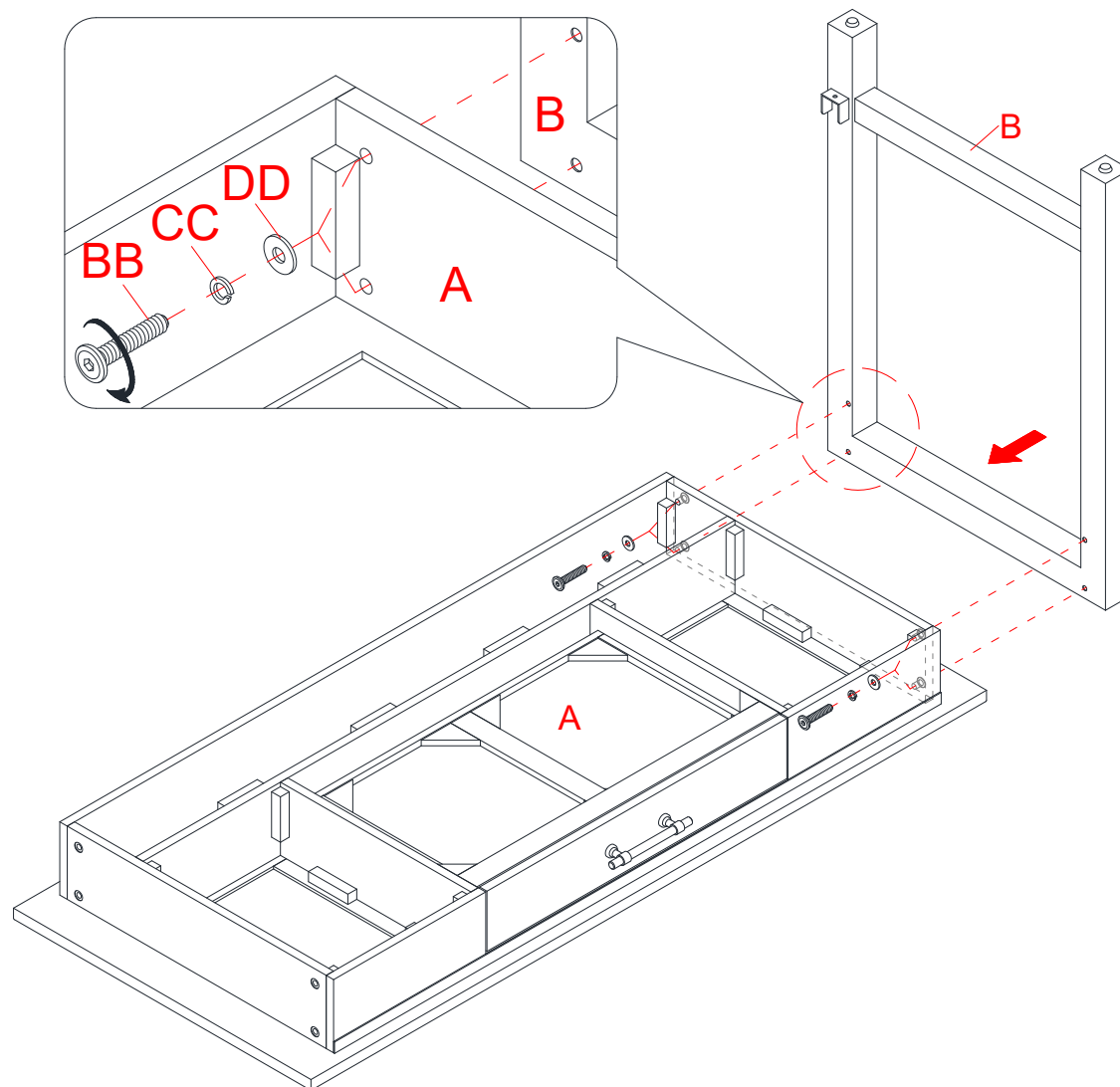
 <p style="text-align: center;">Screwdriver 十字螺絲起子</p>	 <p style="text-align: center;">Stud Finder 木龍骨探測器</p>	 <p style="text-align: center;">Power Drill 電鑽</p> <p style="text-align: right; margin-right: 20px;">3 mm 0.1 in 0,1 po</p>
---	--	--

## Assembly Instructions / 組裝說明

! - Do not fully tighten all bolts until you finish assembling all parts. Once assembled, go back and fully tighten all bolts.

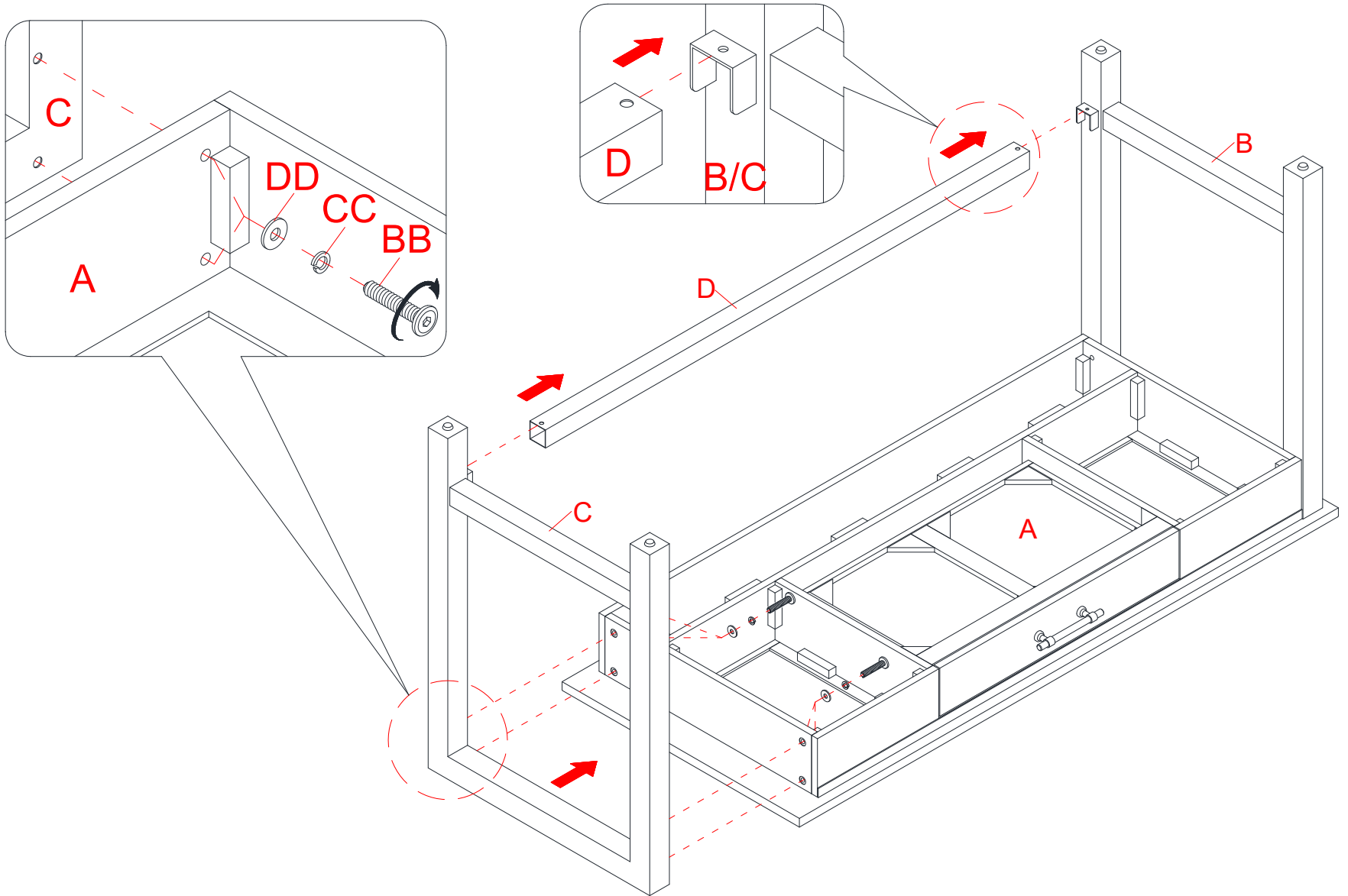
! - 為了組裝更加容易，請等到所有組裝步驟完成後再擰緊所有螺栓。

1



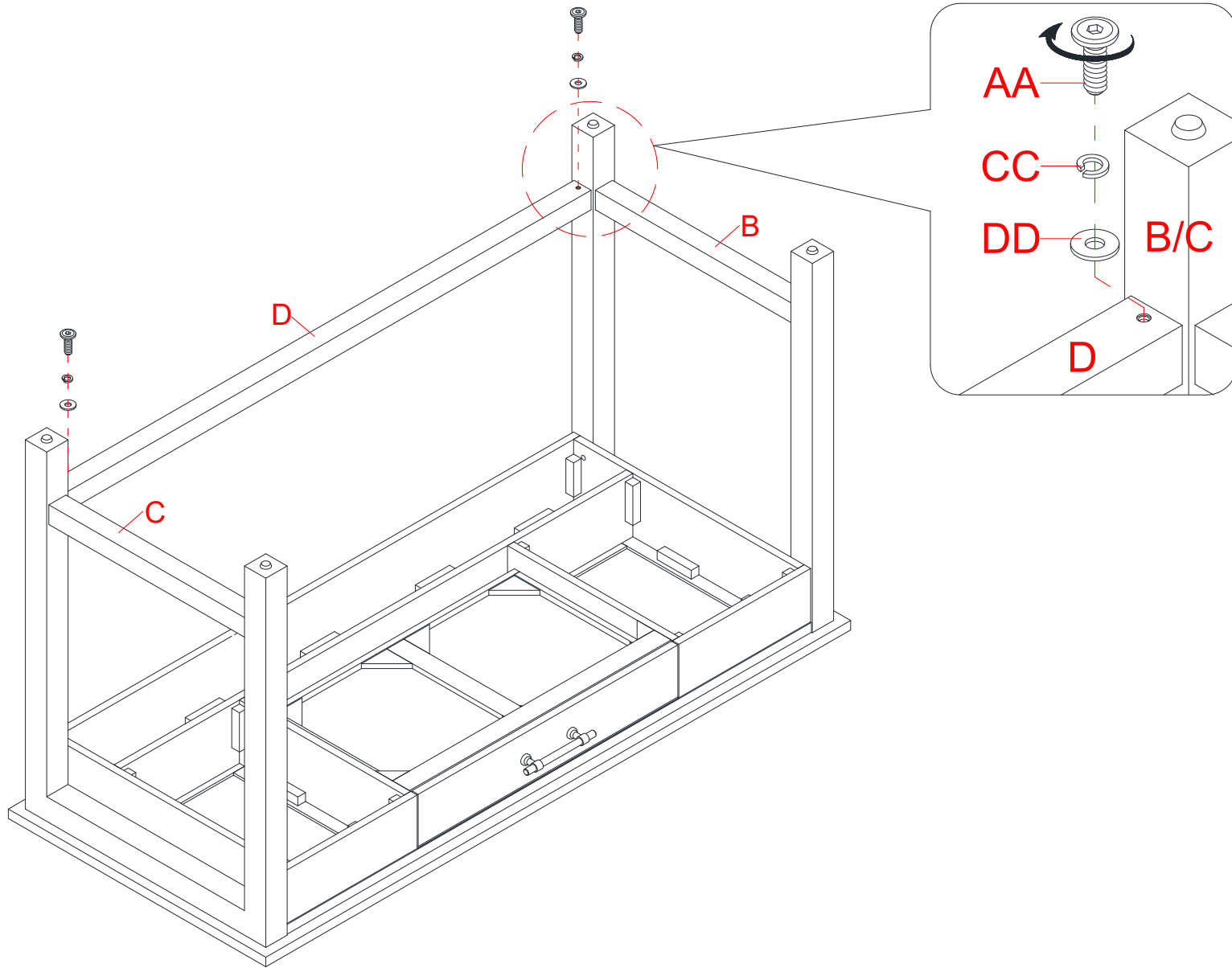
Assembly Instructions / 組裝說明

2



Assembly Instructions / 組裝說明


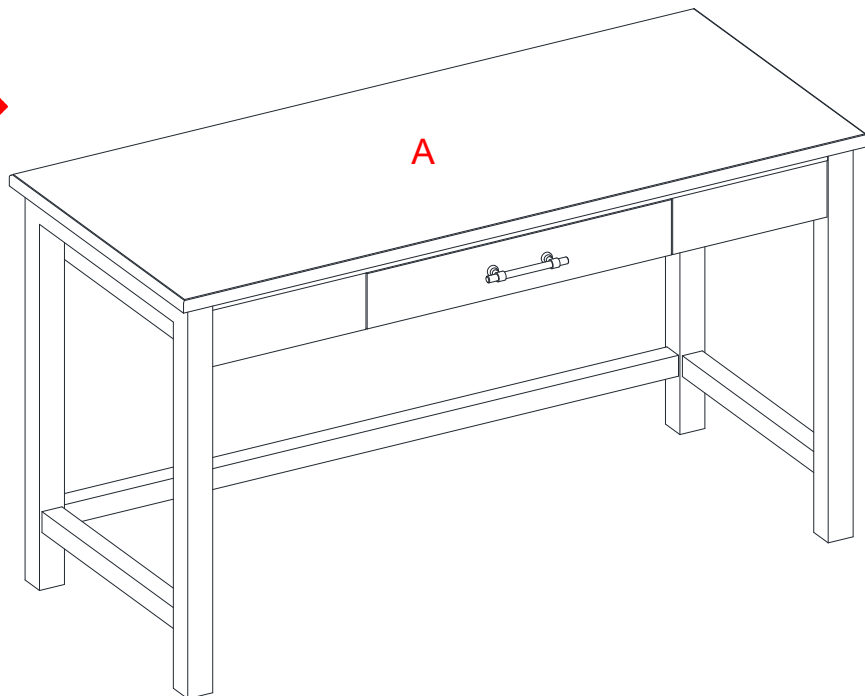
3



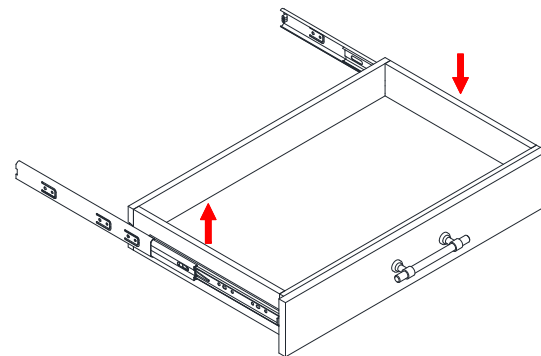


# Assembly Instructions / 組裝說明

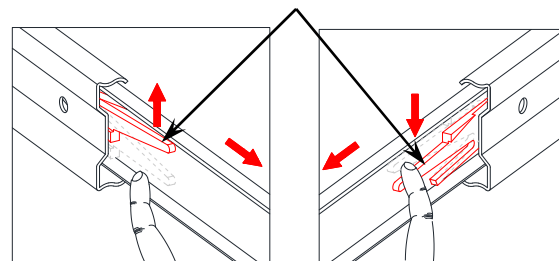
4



## Drawer removal / 抽屜移除

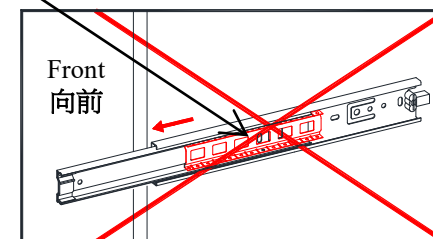
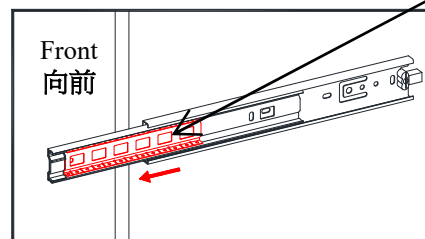


## Release lever / 解鎖手柄



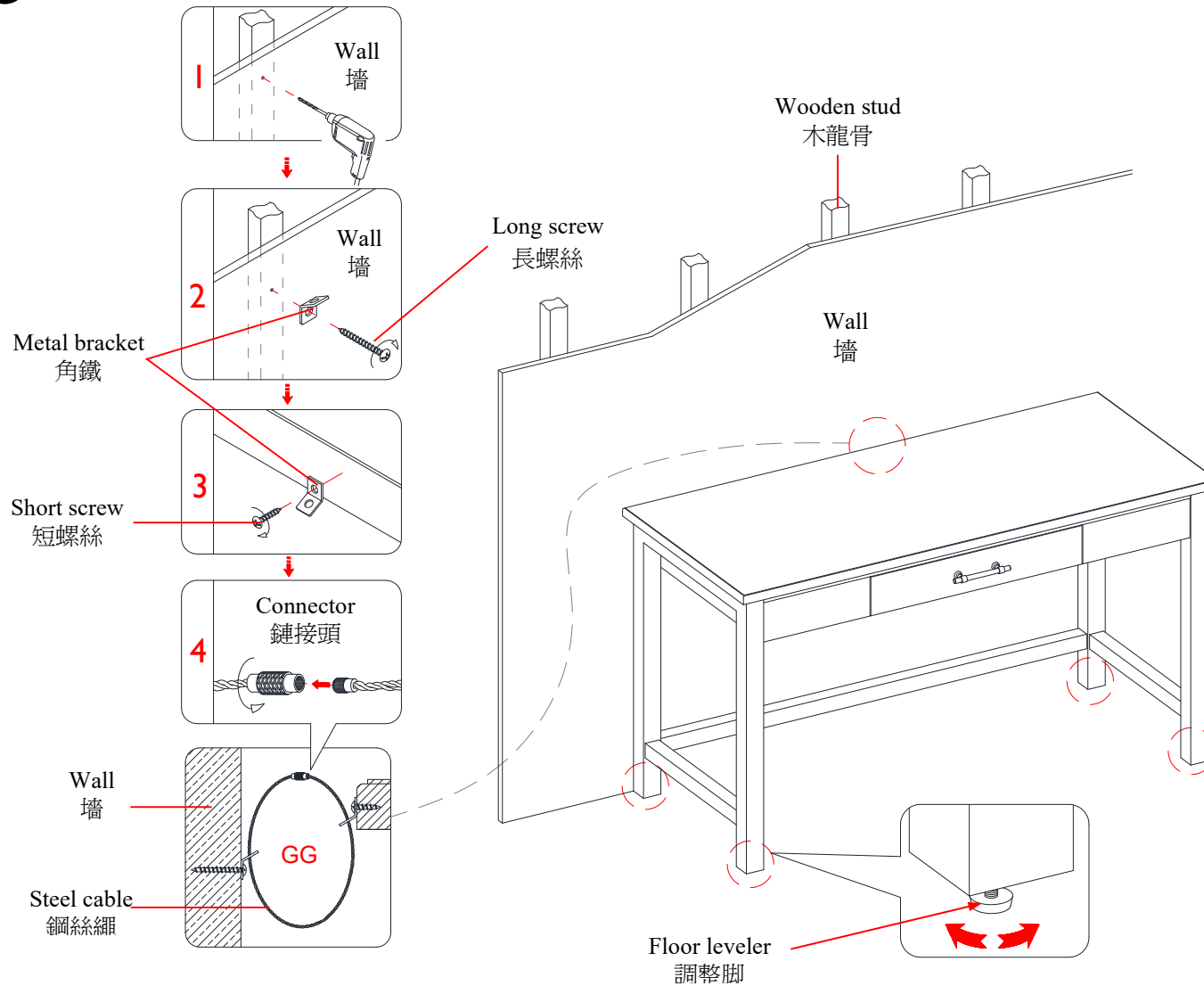
## Drawer installation / 抽屜安裝

### Ball bearing cart / 鋼珠軸承托架



## Assembly Instructions / 組裝說明

# 5



**NOTE:** The included tipping restraint hardware must be attached to a wooden wall stud. Different anchor hardware may be required for different wall types. Please contact your local hardware store for assistance.

**備註:** 本產品所配備的防倒五金必須安裝在牆面里的木龍骨上。不同的牆壁類型可能需要不同的膨脹螺絲。請聯繫您當地的五金商店以尋求幫助。

## Assembly Instructions / 組裝說明



The tipping restraints are not earthquake restraints. If you wish to add the extra security of earthquake restraints, they must be purchased and installed separately.

該防倒五金不能防止地震造成的傾翻。如果你想要對地震採取額外的防護設施，此類工具應該單獨購買和安裝。



Young children can be seriously injured by tipping furniture. You must install the tipping restraint hardware with the unit to prevent the unit from tipping, causing any accidents or damage. The tipping restraints are intended only as a deterrent, they are not a substitute for proper adult supervision.

傢俱傾翻會對小孩造成嚴重傷害。請務必在該產品上安裝防倒五金以防止傾翻而導致意外或傷害。該防倒五金只是一種預防裝置，不能替代成人的適當監護。

## Care and Maintenance / 維護與保養

- We recommend periodically dusting with a dry microfiber cloth in the direction of the grain.
  - We recommend using a wood conditioning cleaner that does not contain waxes or silicones (test first in an inconspicuous area).
  - Protect the wood support surface by using coasters.
  - Chemicals such as alcohol, perfume, and medicines can cause severe damage to the wood finish.
  - Clean spills immediately with a soft, damp cloth.
  - Do not expose wood furniture to direct sunlight, drying heat sources or dampness.
  - Check all bolts periodically and tighten them if necessary.
  - A touch-up pen has been provided to minimize the small nicks or scratches that may occur during assembly or shipping.
- 
- 我們建議定期用乾燥的超細纖維布沿紋理方向除塵。
  - 我們建議使用不含蠟或有機矽酮的木材調理清潔劑（先在不顯眼的地方測試）。
  - 使用杯墊保護木質台面。
  - 酒精、香水和藥物等化學物質會嚴重損壞木飾面。
  - 立即用柔軟的濕布清潔溢出物。
  - 請勿將木質家具暴露在陽光直射、乾燥熱源或潮濕的環境中。
  - 定期檢查所有螺栓，並在必要時擰緊。
  - 安裝及運輸過程中所造成的小刻痕及刮痕可用所提供的修色筆進行修補。

## Further advice about wood furniture care / 關於木器傢俱護理的進一步建議

It is recommended to keep your furniture in a climate-controlled environment. Extreme temperature and humidity changes can cause fading, warping, shrinking and splitting of wood. It is advised to keep furniture away from direct sunlight as sun may damage the finish.

我們建議將本產品存放在一個環境穩定的室內。極端的溫度和濕度的變化會引起褪色、變形、收縮和裂痕。建議遠離陽光直接照射，因為陽光可能會對本產品油漆造成損害。

## Quality Guarantee (Not Valid in Mexico)

We are confident that you will be delighted with your Bayside Furnishings® purchase. Should this product be defective in workmanship, materials or fail under normal use, we will repair or replace it for up to one (1) year from date of purchase. Every Bayside Furnishings® product is designed to meet your highest expectation.

**APPLICABLE FOR AUSTRALIA-BASED CONSUMERS ONLY:** Our goods come with guarantees that cannot be excluded under the Australian Consumer Law. You are entitled to a replacement or refund for a major failure and for compensation for any other reasonably foreseeable loss or damage. You are also entitled to have the goods repaired or replaced if the goods fail to be of acceptable quality and the failure does not amount to a major failure.

**APPLICABLE FOR EU-BASED CONSUMERS ONLY:** Should this product be defective in workmanship, materials or fail under normal use, we will repair or replace it for up to two (2) year from date of purchase.

This warranty gives you specific legal rights and you may also have other rights, which vary from state to state or province to province.

This warranty shall not apply in the following situations: (i) unauthorized repair, misuse, collision, negligence, abuse, accident, alteration, quality problems caused by improper installation, or tearing, alteration of label, serial number, anti-counterfeiting mark; (ii) unit combined with third-party accessories and accessories that have not been certified by the manufacturer; (iii) user's failure to use or keep in accordance with the requirements of the product description; and/or : (iv) defect caused by natural disasters.

Customer Service: 1-877-494-2536 (English, French and Spanish)  
Pacific Standard Time: 8:30 a.m. - 4:30 p.m., Monday to Friday  
(Phone number is not valid in Mexico, toll-free in U.S. and Canada only)  
[www.baysidefurnishings.com](http://www.baysidefurnishings.com)

## 品質保證

我們確信您將喜歡上您所購買的 **Bayside Furnishings®** 產品。自購買之日起一(1)年內如果該產品在作工及材料方面有缺陷或者不能正常使用，賣方將對原始終端用戶進行維修或者更換。每一款 **Bayside Furnishings®** 傢俱都是為滿足您的最高期望而設計。我們確信您將立即明瞭我們精品傢俱的價值。

從澳大利亞採購：按照澳大利亞消費者法，我們需要為產品提供保證。對於任何重大故障或合理的可預見損失或損害賠償，您有權要求更換或退款。對於不符合質量要求而又未出現重大故障的產品，您有權要求維修或更換。我們通過有限保固提供的利益，將作為適用法律項下與產品有關的其他權利及補救措施的補充。如果您確認有保修需求，請聯繫向您出售產品的當地授權經銷商。

從歐盟國家採購：自購買之日起二(2)年內如果該產品在作工及材料方面有缺陷或者不能正常使用，賣方將對原始終端用戶進行維修或者更換。

本保固賦予您特定的法律權利，您可能還有其他的權利，視您所在的地區而有所不同。

此保固不適用於下列狀況：

- (i) 未經授權的維修，誤用，碰撞，疏忽，濫用，意外，變造，安裝不當導致的質量問題，或撕毀，改動標籤，序列號，防偽標誌；
- (ii) 本產品與第三方配件同未經製造商認證的配件組合；(iii) 用戶未按照產品說明的要求使用或保管；和/或 (iv) 自然災害造成的缺陷。

[www.baysidefurnishings.com](http://www.baysidefurnishings.com)

Distributed by:  
Costco Wholesale Corporation  
P.O. Box 34535  
Seattle, WA 98124-1535  
USA  
1-800-774-2678  
www.costco.com

Costco Wholesale Canada Ltd.\*  
415 W. Hunt Club Road  
Ottawa, Ontario  
K2E 1C5, Canada  
1-800-463-3783  
www.costco.ca  
\* faisant affaire au Québec sous  
le nom les Entrepôts Costco

Importado por:  
Importadora Primex S.A. de C.V.  
Blvd. Magnocentro No. 4  
San Fernando La Herradura  
Huixquilucan, Estado de México  
C.P. 52765  
RFC: IPR-930907-S70  
(55)-5246-5500  
www.costco.com.mx

Costco Wholesale Australia Pty Ltd  
17-21 Parramatta Road  
Lidcombe NSW 2141  
Australia  
www.costco.com.au

Costco Wholesale UK Ltd /  
Costco Online UK Ltd  
Hartspring Lane  
Watford, Herts  
WD25 8JS  
United Kingdom  
01923 213113  
www.costco.co.uk

Costco Wholesale Spain S.L.U.  
Polígono Empresarial Los Gavilanes  
C/ Agustín de Betancourt, 17  
28906 Getafe (Madrid) España  
NIF: B86509460  
900 111 155  
www.costco.es

Costco Wholesale Iceland ehf.  
Kauptún 3-7, 210 Gardabaer  
Iceland  
www.costco.is

Costco France  
1 avenue de Bréhat  
91140 Villebon-sur-Yvette  
France  
01 80 45 01 10  
www.costco.fr

Costco Wholesale Japan Ltd.  
2 Kakuchi, 2 Gaiku, Kaneda-Nishi  
361 Urikura, Kisarazu shi  
Chiba, 292-0007 Japan  
0570-200-800  
www.costco.co.jp

Costco Wholesale Korea, Ltd.  
40, Iljik-ro  
Gwangmyeong-si  
Gyeonggi-do, 14347, Korea  
1899-9900  
www.costco.co.kr


Costco Wholesale New Zealand Limited  
2 Gunton Drive  
Westgate  
Auckland 0814  
New Zealand  
www.costco.co.nz

Costco (China) Investment Co., Ltd.  
Room 1003, Block 2, 2388 Xiupu Road,  
Pudong New Area, Shanghai  
China 201315  
+86-21-6257-7065

Costco Wholesale Sweden AB  
Box 614  
114 11 Stockholm  
Sweden  
www.costco.se

MADE IN VIETNAM / 越南製造

US CA AU NZ UK



RECYCLABLE  
CORRUGATED BOX

CA



BOÎTE EN CARTON  
ONDULÉ RECYCLABLE

MX ES




CAJA DE CARTÓN  
CORRUGADO RECICLABLE

JP



ダンボール

CN



紙

IS SE



PAPPERS-  
FÖRPACKNINGAR



FR

ÉLÉMENTS D'EMBALLAGE  
À SÉPARER ET À DÉPOSER  
DANS LE BAG DE TRI



ES



FR

Donnez ou recyclez  
vos meubles.



Association

ou



Magasin

ou



Déchèterie

<https://quefairedemesdechets.fr>