

# USER'S GUIDE

## 暖手行動電源

### HAND WARMER POWER BANK

#### 使用說明書

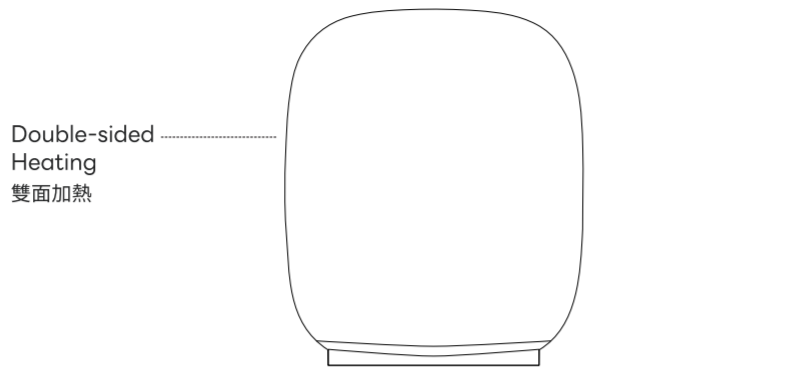


廢電池請回收

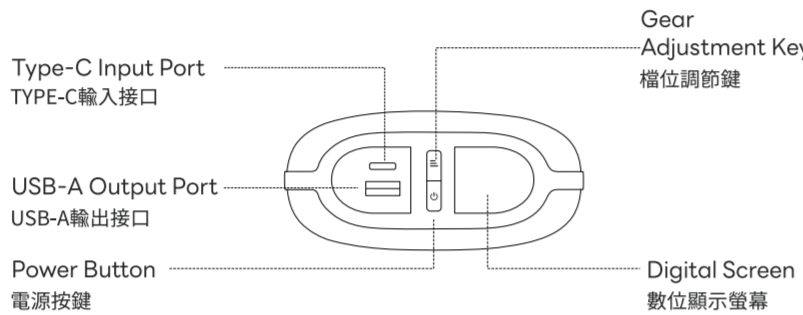
進口商:好市多股份有限公司  
地址:高雄市新鎮區中華五路656號  
電話:449-9909(手機撥打請加02)

非常感謝您選擇我們,請在使用前仔細閱讀使用說明書,並請妥善保管!

## 1.APEARANCE DESCRIPTION 外觀說明



產品正面



產品側面

## 2.INSTRUCTIONS FOR USE 使用說明


本產品是一款自帶顯示螢幕的暖手行動電源,三種溫度可調節,且可供手機充電。適用於多種場景,方便攜帶,隨行隨用。本產品不具同時充電功能

This product is a hand warmer power bank with a built-in display. The temperature can be adjusted in three levels and supports charging mobile phones. Suitable for a variety of scenarios, easy to carry and use anywhere. This product does not have simultaneous charging and discharging functions.

### 2.1 Power Bank Function 行動電源功能

給電子設備充電時,單擊按鍵開啟輸出模式。

When charging an electronic device, click the button to turn on the output mode.



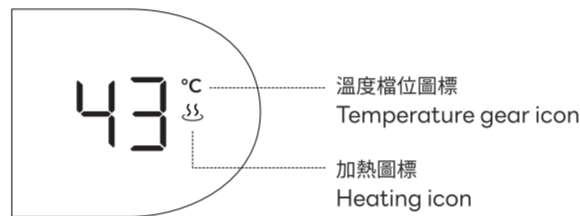
Battery display icon  
電量顯示圖標

**設備給本產品充電時:**電源供應器的USB接口(DC 5V)插到行動電源Type-C母座接口;  
**本產品給設備快充時:**把連接好的數位設備直接插到行動電源的輸出接口。

**When the device is charging the product:**  
plug the USB interface (DC 5V) of the power adapter into the Type-C female socket of the mobile power supply;

**When this product is fast charging the device:**  
plug the connected digital device directly into the output interface of the mobile power supply.

### 2.2 Function Of Hand Warmer 暖手寶功能



溫度檔位圖標  
Temperature gear icon

加熱圖標  
Heating icon

**低檔(43°C):**長按電源按鍵1.5S,暖手寶開啟,進入一檔加熱模式,螢幕上面閃爍三次檔位設定溫度43°C,然後進入目前加熱溫度顯示。

**中檔(48°C):**單擊檔位調節鍵,當前工作檔位溫度43°C閃爍3次,在閃爍過程中再單擊按鍵進入中檔48°C,閃爍三次提示,然後進入目前的升溫顯示,如無操作,則是在三次閃爍完成後直接跳轉到目前溫度;

**高檔(53°C):**再次單擊檔位調節鍵,當前工作檔位溫度48°C閃爍3次,在閃爍過程中再單擊按鍵進入高檔53°C,閃爍三次提示,然後進入目前的升溫顯示,如無操作,則是在三次閃爍完成後直接跳轉到目前溫度;

**關閉:**長按電源按鍵1.5S,關閉暖手寶功能。

**Low-grade Heating(43°C):**  
Long press the power button 1.5S to turn on the hand warmer and enter the first heating mode. The screen flashes three times for the temperature of 43°C, and then enters the real-time temperature display;

**Mid-grade Heating(48°C):**  
Click the gear adjustment button, the current working gear temperature is 43°C flashing 3 times. During the flashing, click the button to enter the middle range 48°C, flashing three times, and then enter the real-time heating display, if there is no operation, it will be three times After the flashing is completed, it will directly jump to the real-time temperature;

**High-grade Heating(53°C):**  
Click the gear adjustment button again, the current working gear temperature will flash 3 times at 48°C. During the flashing, click the button to enter the high-end 53°C, flashing three times, and then enter the real-time heating display. If there is no operation, it is at After the three flashes are completed, it will directly jump to the real-time temperature;

**Close:**  
Long press the power button for 1.5S to turn off the hand warmer function.

- 當在溫度檔位單擊電源按鍵,產品螢幕顯示當前電量,同時溫度加熱圖標也會一起顯示,5S之後產品會調回到實際溫度介面。
- 本產品的數位顯示螢幕可在充電時顯示目前狀態。當充電時,最後一個數字會持續跳動,當充滿電至100%時會停止跳動。放電時碼顯示螢幕則維持不動。
- 當系統無負載,無動作時,30S後系統進入低功耗狀態。
- 產品溫度檔位調整可以循環切換。
- 當NTC損壞或NTC連接線斷開時,無暖手寶功能,顯示“E1”。

- When you click the power button in the temperature range, the product screen displays the current power level, and the temperature heating icon will also be displayed together. After 5S, the product will return to the temperature real-time interface.
- The product uses a digital screen to display the charge and discharge power in real time. When charging the product, the last number will be prompted to charge, and the full charge is 100% without beating, and the discharge digital screen will not display.
- When the system has no load and no action, the system enters a low power consumption state after 30 seconds.
- The product temperature gear adjustment can be switched cyclically.
- When the NTC is damaged or the NTC cable is disconnected, there is no hand warmer function and “E1” is displayed.

## 3.PRODUCT PARAMETERS 產品參數

產品名稱	暖手行動電源
產品型號	N6
額定容量	6000mAh
Type-C輸入	5V≈2A(Max)
USB-A輸出	5V≈2.1A(Max)
發熱功率	8-11W
產品重量	約240g
產品尺寸	約78*94*37 mm
產品材質	ABS+PC+鋁合金
電池代號	21NP10/56/66

Product Name	Hand Warmer Power Bank
Product Model	N6
Rated Capacity	6000mAh
Type-C input	5V≈ 2A(Max)
USB-A output	5V≈ 2.1A(Max)
Heating power	8-11W
product weight	about 240g
Product Size	about 78*94*37 mm
Product material	ABS+PC+aluminum alloy
Battery code number	21NP10/56/66

## 4.BATTERY HANDLING 電池處理

### 4.1 Battery disposal method 電池丟棄處理方式

內置充電電池含有可能污染環境的物質。丟棄產品時,一定要將電池取出,已報廢電池應依據當地法律進行棄置。如果有相關法律或法規,請將您的設備丟棄在用於電子設備的垃圾桶中。應將電池放置於遠離兒童的地方。

The built-in rechargeable battery contains substances that may pollute the environment. When discarding the product, be sure to take out of the battery. Discard batteries should be disposed of in accordance with local laws. In the absence relevant laws or regulations, please dispose the discarded batteries in the electronic trash .Batteries should be kept away from the children.

### 4.2 Steps to remove the battery 取出電池的步驟

- 切斷產品電源。
- 撬開產品後蓋。
- 剪斷產品電線使產品處於斷電狀態。
- 拆下電池並取出。
- Turn off the product.
- Open the lid.
- Cut off the cords which connected to the battery.
- Remove the batteries.

(注意:在廢棄器具前,必須將電池從器具中取出,在取出電池時,器具必須要斷電,電池應安全地處置。)

(Note: Please turn off the product before removing the battry from the disposing product and throw it away. The battery should be disposed safely.)

## 5.SAFETY WARNING STATEMENT 安全警示說明

為了保證使用安全,避免對您和他人造成傷害和財產損失,請遵守以下安全注意事項;不遵守安全警告而錯誤使用可能導致事故發生。

In order to ensure safe use and avoid injury and property loss to you and others, please observe the following safety precautions; misuse without following the safety warnings may lead to accidents.

### 5.1 Precautions 注意事項

- 建議選用正規品牌電源供應器為其充電。
- 使用時,如出現不能正常充電或不能開啟暖手功能,請停止使用。
- 本產品如長時間擱置不使用,請定期為產品充電(建議最少每5個月一次)可維持其長久的使用壽命。

## 5.SAFETY WARNING STATEMENT 安全警示說明

為了保證使用安全,避免對您和他人造成傷害和財產損失,請遵守以下安全注意事項;不遵守安全警告而錯誤使用可能導致事故發生。

In order to ensure safe use and avoid injury and property loss to you and others, please observe the following safety precautions; misuse without following the safety warnings may lead to accidents.



### 5.1 Precautions 注意事項

- 建議選用正規品牌電源供應器為其充電。
- 使用時,如出現不能正常充電或不能開啟暖手功能,請停止使用。
- 本產品如長時間擱置不使用,請定期為產品充電(建議最少每5個月一次)可維持其長久的使用壽命。
- 本產品非兒童玩具,請確保嬰幼兒不將此產品作為玩具玩耍;14歲以下兒童,請在監護人看護下使用,老年人或殘障人士及無使用經驗的人需在監護和指導下使用本產品,以確保安全。
- 本產品內置電池,禁止用力摔打、擠壓、拆解電池,使用或存儲時不要與鋒利或尖狀物體碰觸,否則可能有漏液或爆炸危險,請勿將本產品長期置於高溫環境(60°C及以上)使用和存儲,如火爐、取暖器附近,暴曬的車室內等,以免電池發生爆炸等事故。
- 本產品不防水,弄濕時禁止使用並且及時擦乾,晾乾。完全泡水及內部進水後禁止再次使用,以免發生故障和危險,且禁止用濕手、濕毛巾等進行插拔電源操作,避免造成觸電、短路等事故發生。
- 本產品請勿在充電、無人看管情況下使用。
- 電池若出現嚴重鼓脹,請勿繼續使用。

- It is recommended to use a regular brand of power adapter to charge it.
- When using, if the charging and discharging function cannot be performed normally or the hand warming function cannot be turned on, please stop using it.
- If the product is left unused for a longtime, please charge the product regularly(recommended at least once charged each 5 months) to maintain its long service life.
- This product is not a toy for children, please ensure that infants and young children do not play with this product as a toy, children under the age of 14,please use it under the supervision of a guardian, and the elderly, disabled and inexperienced people need to use it under supervision and guidance to ensure safety.
- This product has a built-in battery. Forbid to beat, squeeze, or disassemble the battery. Do not touch it with sharp or pointed objects during use or storage.
- Otherwise, there may be a risk of leakage or explosion. Use and store in a high temperature environment (60°C and above), such as near astove, heater, or in a car room exposed to the sun, to avoid accidents such as battery explosion.
- This product is not waterproof, please forbid to use it when it gets wet, and it should be wiped dry in time to keep dry. It is forbid to use it again after it is completely soaked in water or the interior is filled with water, so as to avoid malfunction and danger, also forbidden to use wet hands, wet towels, etc.to touch the power supply to avoid accidents such as electric shock and short circuit.
- Do not use this product while charging or unattended.
- If the product develops a severe bulge, please stop using immediately.

注:如因消費者違反產品說明書,不恰當使用,造成的人身及財產損害將自行承擔一切後果,本公司將不承擔任何法律責任。

Note: If the consumer violates the product manual and improperly uses or warns, the personal and property damage will be borne by himself, and the company will not bear any legal responsibility.

Note: If the consumer violates the product manual and improperly uses or warns, the personal and property damage will be borne by himself, and the company will not bear any legal responsibility.

Note: If the consumer violates the product manual and improperly uses or warns, the personal and property damage will be borne by himself, and the company will not bear any legal responsibility.

## 8.After-sale instructions 售後說明

### 8.1 Three guarantees certificate 三包憑證

- 請妥善保管保修卡,以作維修時的憑證。
- 保修期為產品購買之日起一年內。
- 保修期內,本產品在正常使用的情况下發生故障,經本公司查驗屬實,將免費提供維修和換新服務。
- Please keep the warranty card properly as a certificate for maintenance.
- The warranty period is one year from the date of product purchase.
- During the warranty period, if the product breaks down under normal use, it will be repaired and replaced for free after being verified by the company.

注:本產品售後服務期滿之後,您仍可得到本公司提供的維修服務,但需承擔相應維修費用。

Note: After the after-sales service period of this product expires, you can still get the maintenance service provided by our company, but you need to bear the corresponding maintenance costs.

### 8.2 Free maintenance will not be provided in the following cases

以下情況恕不提供免費維修

屬於下列情況的設備故障或損壞,本公司不承擔免費的保修義務;

The company's products implement a limited warranty within the warranty period.Equipment damage in the following situations is not included in the limited warranty, and our company does not under take free warranty obligations:

- 設備或部件已經超出了有效的保修期;
- 客戶未按照說明書的要求,錯誤的安裝、保管以及使用而造成的設備故障或損壞;
- 非由本公司授權機構或人員拆卸而造成的設備故障或損壞;
- 因意外因素或人為原因(包括但不限於操作失誤、刮傷、搬運、碰撞、輸入不合適的電壓電流等)導致的設備故障或損壞;
- 因自然災害等不可抗力(如地震、火災等)原因造成的設備故障或損壞。

## WARRANTY CARD 產品保修卡

產品名稱	
產品型號	
用戶姓名	
聯繫電話	
購買地點	
經銷商名稱	
購買時間	

(本卡僅適用於中國地區)

合格證	生產日期 Manufacture date
	檢測員 QC

製造商: 深圳市覓客科技有限公司  
地址: 深圳市龍崗區坂田街道清湖工業區寶能科技園(南區)一期B區B3棟1201-ABC單位  
生產企業: 深圳市輝銘科技有限公司

電話: 400-683-0683  
Manufacturer: Shenzhen MeiCom Technology Co.,Ltd.  
Address:Unit 1201-ABC, Building B3, Phase 1, Baocheng Science and Technology Park (South District),Qinghu Industrial Zone, Bantian Street, Longgang District, Shenzhen  
Producer:Shenzhen Huiming Technology Co.,Ltd.  
Telephone:400-683-0683